

SIXTH FRAMEWORK PROGRAMME
PRIORITY 2
INFORMATION SOCIETY TECHNOLOGIES



**SIXTH FRAMEWORK
PROGRAMME**

FLOSSWORLD

**Free/Libre and Open Source Software: Worldwide
Impact Study**



Track 2 Study Report – Bulgaria
(Referred to as D24b in the work packages description in the proposal)

Project Reference: 015722

Kind of Project: Specific Support Action

Start Date: May 2005

End Date: June 2007



Authors and contributors

Coordination, Drafting and Edition

Jesús M. González-Barahona, GSyC/Libresoft, Universidad Rey Juan Carlos
Juan Luis Prieto, GSyC/Libresoft, Universidad Rey Juan Carlos
Daniel Izquierdo-Cortázar, GSyC/Libresoft, Universidad Rey Juan Carlos
Álvaro del Castillo, GSyC/Libresoft, Universidad Rey Juan Carlos

Reviewing

Gregorio Robles, GSyC/Libresoft, Universidad Rey Juan Carlos
Teófilo Romera, GSyC/Libresoft, Universidad Rey Juan Carlos

Retrieval process and Drafting

Roberto Andradás-Izquierdo, GSyC/Libresoft, Universidad Rey Juan Carlos
Jorge Gascón-Pérez, GSyC/Libresoft, Universidad Rey Juan Carlos
Daniel Izquierdo-Cortázar, GSyC/Libresoft, Universidad Rey Juan Carlos
Juan Luis Prieto, GSyC/Libresoft, Universidad Rey Juan Carlos

Graphics

Juan Martínez-Romo, GSyC/Libresoft, Universidad Rey Juan Carlos

Local support and Reviewing

Julia Velkova, Internet Society Bulgaria
Veni Markovski, Consultant

Copyright

©2007 GSyC/LibreSoft

Some rights reserved. This report is distributed under the Creative Commons Attribution-ShareAlike 3.0 licence, available in <http://creativecommons.org/licenses/by-sa/3.0>

This report is available in <http://flossworld.org>

This report has been funded by the European Commission under contract number FP6-IST-015722.

Disclaimer

The opinions expressed in this Study are those of the authors and do not necessarily reflect the views of the European Commission. Contract FP6-IST-015722

Contents

1	Executive Summary	5
2	Introduction	6
2.1	Details of the considered region	6
2.2	Summary of results	7
2.3	Problems and constraints found	9
2.4	Details of the methodology	10
2.5	Contributions	10
3	Results	11
3.1	General information	11
3.2	Forges information	12
3.3	SCM information	12
3.3.1	Openfmi forge	12
3.4	Source code information	13
3.4.1	Openfmi	14
3.5	Mailing Lists	15
3.6	SourceForge Analysis	16
4	Apendixes	18
4.1	General information	18
4.2	Repository results	19
4.3	COCOMO model applied to software releases	22

List of Tables

2.1	Bulgarian forges	7
2.2	Registered users and projects in Bulgaria forges (data 24th April 2007). SourceForge has been included for completeness (data June, 2006).	7
2.3	Information sources that could be extracted from Bulgarian forges (April-May 2007). . .	7
3.1	Data collected by Bulgarian partners.	11
3.2	Bulgarian forges	12
3.3	Openfmi commits and committers	12
3.4	Openfmi top five developers with more commits.	13
3.5	Committers and commits for some selected projects in Openfmi forge	13
3.6	Releases in Openfmi	14
3.7	Basic COCOMO model applied (using SLOCCount) to the largest Openfmi software releases	14
3.8	Programming languages used in Openfmi forge	15
3.9	General mailing lists summary of results	16
3.10	Top 7 of mailing lists (data at 27 February 2007)	16
3.11	General results from SourceForge	16
3.12	The most active Bulgarian committers detected in SourceForge	16
4.1	Communities provided by partners	18
4.2	Lugs provided by partners	18
4.3	Platforms provided by partners	18
4.4	SCM results in Openfmi forge	19
4.4	SCM results in Openfmi forge	20
4.4	SCM results in Openfmi forge	21
4.5	SCM results for SourceForge analysis	21
4.5	SCM results for SourceForge analysis	22
4.6	Basic COCOMO model applied to Openfmi software distributions	23

List of Figures

2.1	Location of Bulgaria	6
2.2	Committers per forge	8
2.3	Commits per forge	9
3.1	General information obtained from surveys (comparison among countries)	12
3.2	Distribution of commits per project in the Openfmi forge	13
3.3	Lines of code in Openfmi forge	14
3.4	Programming languages used in Openfmi forge	15
3.5	Commits in SourceForge	17

Chapter 1

Executive Summary

This report shows the main results of the analysis performed, in the context of the FLOSSWorld project, of some quantitative aspects of libre (free, open source) software in Bulgaria. The sources of the analysis have been an exhaustive data retrieval of several facts related to libre software in that country (such as a list of Linux user groups, magazines focused on libre software, etc.) and a detailed, quantitative data mining of libre software development hosting sites (forges).

The *Openfmi* forge, maintained by Sofia University, was the only local forge identified in Bulgaria during this study. This forge has almost 1000 registered users and 183 projects.

Besides *Openfmi*, this study has also analysed SourceForge, one of the most important worldwide development community, identifying more than 3600 users and 408 projects as Bulgarians.

The mailing lists hosted by the *Openfmi* forge, are not the main way of communication for Bulgarian developers. Only 11 lists were found with 80 posters and a reduced number of messages (835). Most of these messages are automatically generated with information about the commits performed during the development. Only 3 lists (including this last automatic one) have more than 100 messages.

A total of 90 projects (including data from SourceForge and *Openfmi*) use Source Code Management systems. SourceForge's total number of projects hosted is more than twice the number of projects hosted in *Openfmi*. Despite this fact, only 9% (40) of the projects in SourceForge use Source Code Management systems. While in *Openfmi* this raises up to 27% (50). This is influenced by the fact that the number of developers and commits in *Openfmi* is larger than in SourceForge. *Openfmi* has 68 developers and 50,000 commits in contrast with 46 developers of SourceForge with 17,000 commits.

Chapter 2

Introduction

Within the context of the FLOSSWorld project, this report is devoted to the quantitative study of libre software development in Bulgaria. The information presented here is based mainly in public data found in the repositories of libre software projects hosted in the analyzed area, in SourceForge (the largest hosting site for libre software projects) and in a survey completed with the help of the partners in FLOSSWorld.

The data found in repositories (usually identified by the local partners in the project) has been downloaded, stored in a database, and later carefully mined and analyzed (using a semi-automatic process that has been complemented by human validation). Most of the data used was obtained from source code, source code management systems and mailing list archives. In addition to repositories in the region, SourceForge has also been analyzed, as the largest hosting site, worldwide, for libre software projects. The details of the methodology used are specified in a separate document, also produced by the FLOSSWorld project, the “Methodology report”.

This document shows the main results produced by this methodology. Before that, this chapter discusses some details about the methodology itself.

2.1 Details of the considered region

Geographic area. The Republic of Bulgaria is located in the south-east of Europe. The population is estimated in 7,679,290 people and the estimated GDP is \$ 26,719 billion (\$ 4,800 per capita).

Languages. The official language is the Bulgarian.

Map. Figure 2.1 shows the location of Bulgaria



Figure 2.1: Location of Bulgaria

Time zone. The Bulgarian time zone¹ is EET(UTC+2) (EEST(UTC+3) in the summer). It is shared with countries such as Estonia, Finland, Greece, Russia, South Africa, Turkey, Ukraine and other African countries².

Internet top level domain. The Bulgarian TLD³ (Internet Top Level Domain which is *.bg* is an important indicator for information gathering. When recovering information from email addresses, if a developer or user has a Bulgarian TLD, we can reasonably assume that she is from Bulgaria.

[Both the description of the geographic area and the map of Bulgaria where obtained in the Wikipedia⁴]

2.2 Summary of results

The Bulgarian FLOSSWorld partners have identified some communities, LUGs, forges and projects. Openfmi.net forge (as the only one forge detected) has been spidered in order to identify the projects it contains. Table 2.2 lists a relation of the number of projects and users registered in that forge. The world's most popular forge, SourceForge, has been added to the table as many Bulgarian developers and Bulgarian-driven projects have been found there. The number of registered users at SourceForge should be understood as the estimation of Bulgarian developers⁵ in SourceForge. The 408 projects in SourceForge that are identified as Bulgarian-driven have a majority (i.e. more than 50%) of Bulgarian developers in their teams.

Forge	Forge name
http://openfmi.net	Openfmi

Table 2.1: Bulgarian forges

Forge	Registered Users	Projects
Openfmi	983	183
Sourceforge	3606 ⁶	408

Table 2.2: Registered users and projects in Bulgaria forges (data 24th April 2007). SourceForge has been included for completeness (data June, 2006).

It is important to point out that not all registered users are active developers in the forges. Many of them could register and never join a development project, for instance. Projects, as well, may not make use of all development-related tools offered by the forges (and therefore, some kinds of data sources, may offer no data at all). This fact is clearly revealed in the summary table 2.3. This table (2.3) shows the number of SCM (CVS/SVN) repositories, committers, commits, mailing lists, software releases and size of the software.

Forge	SCM repos	Committers	Commits	MailingLists	Releases	SLOC
Openfmi	50	68	51,293	11	39	203,946
SourceForge	40	46	17,359	ND	ND	ND

Table 2.3: Information sources that could be extracted from Bulgarian forges (April-May 2007).

¹Methodology report - Chapter Methodology - Section Global forge's analysis

²List of time zones based on http://en.wikipedia.org/wiki/List_of_time_zones

³Methodology report - Chapter Methodology - Section Global forge's analysis

⁴<http://en.wikipedia.org/wiki/Bulgaria>

⁵Methodology report - Chapter Methodology - Section Global forge's analysis

The next section describes the set of difficulties arisen during the data retrieval process. These difficulties explain the *ND* (No-Data) value that appears in some cells of the table 2.3.

In the results shown in table 2.3 the field *SCM repositories* (Source Code Management repositories) presents the number of non empty repositories and the number of total repositories found (including both empty and non empty repositories⁷). Field *Releases* shows the number of software releases which could be analysed and the number of total software releases found. For SourceForge the results presented are the number of non empty SCM repositories.

Figure 2.2 and figure 2.3 show number of detected committers and commits in Openfmi and SourceForge.

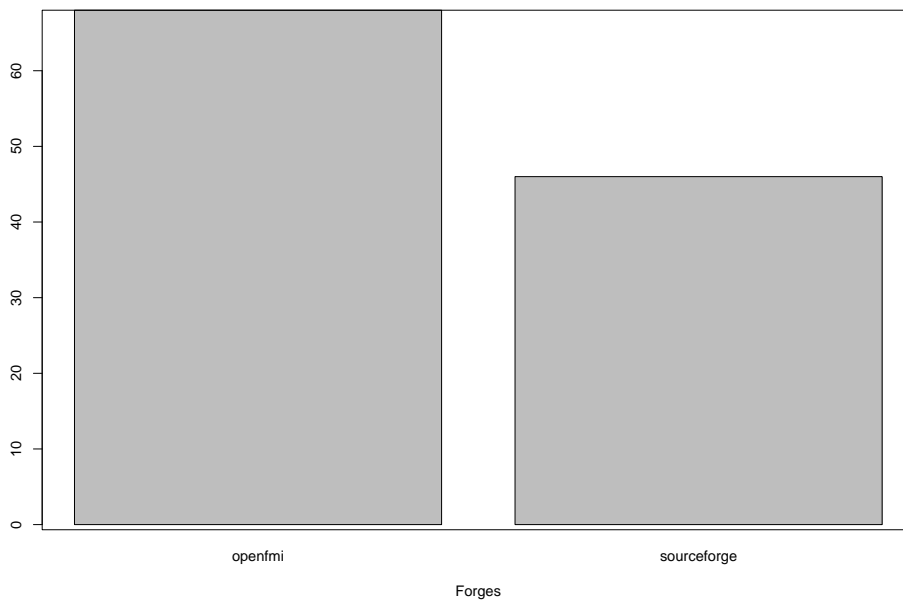


Figure 2.2: Committers per forge

⁷Empty repository: There is a valid SCM account for this project, but no commit has been made

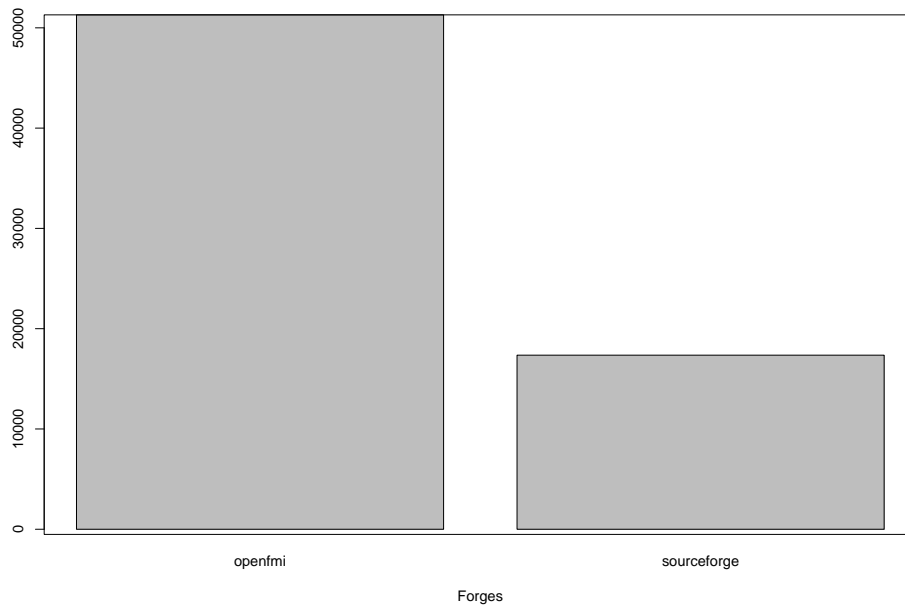


Figure 2.3: Commits per forge

2.3 Problems and constraints found

The data retrieval process presented several problems:

1. Links to version control systems: The identification of the version control systems in use by the projects was not easy. In some forges they were not clearly linked. After introducing some extra procedures, the spidering tool was able to find extra information.
2. Empty software repositories: Some projects which did have a CVS or SVN repository, did not store any source code in them. In this cases, some manual research and tests helped to clarify that repositories where actually empty.
3. Language: Openfmi forge is written in Bulgarian and this is a language that no one in our researching group speaks. Therefore searching and validation of data presented some problems. Support by local FLOSSWorld partners was of great help in order to fulfill the analysis.
4. The download process for some Bulgarian projects is slow, so we suffered several delays due to time-outs.

In addition to the aforementioned general problems, there have been specific issues on sourceforge analysis where we have found hidden mboxes so it has not benn possible to analyze mailing lists. Also releases for each project oculd not be abalyzed.

1. SourceForge forge: mboxes are hidden so it has not been possible to analyze mailing lists. Also releases for each project could not be analyzed.

2.4 Details of the methodology

This section presents a brief description of the different tools used in the data retrieval process. Two forges have been analyzed: SourceForge and Openfmi. This is why data comes from several different sources. Analysis was carried out between January 2007 and May 2007 and the following tools were used:

1. CVSanaly⁸: CVSanaly was used to retrieve data from repositories in Openfmi and SourceForge for the Bulgarian projects.
2. MailingListStats⁹: Some of the mailing lists were empty. Empty mailing lists are those that were created once, but have no messages in their history.
3. Pyternity¹⁰: It was run on software releases (not on SCM sites).
4. SLOCCount¹¹: It was run on all projects of the local forges.

2.5 Contributions

This report has been drafted by the GSyC/LibreSoft team of the Universidad Rey Juan Carlos (Madrid, Spain, coordinated by Jesus M. Gonzalez-Barahona). The URJC team performed the data retrieval, mining and analysis, and produced its final version. In addition to the general collaboration by all partners, one Bulgarian FLOSSWorld partners have contributed specifically (ISOCBG¹²) by providing information about libre software developing sites, feedback about the drafts of the report, much other useful information, and generic help with issues specific to their region (including assistance with language issues). The coordinator of FLOSSWorld (UNU-MERIT) has also provided specific assistance and feedback during all the stages of preparation of this report.

⁸Methodology report - Chapter Tools - Section CVSanaly

⁹Methodology report - Chapter Tools - Section Mailing List Stats

¹⁰Methodology report - Chapter Tools - Section Pyternity

¹¹Methodology report reference - Chapter Tools - Section SLOCCount

¹²Internet Society Bulgaria, http://www.isoc.bg/index_en.html

Chapter 3

Results

3.1 General information

Bulgarian partners collaborated with us providing different sources of useful data for the report¹. For more information access section 4.1 where this data is detached.

There is a summary in table 3.1

Communities	Developers	Lugs	Projects	Platforms	Forges
6	15	1	31	1	1

Table 3.1: Data collected by Bulgarian partners.

Where *Communities* means group of users interested in libre software, *LUGs* are Official Linux User Groups (with a physical address) and *Platforms* are web sites which provide any kind of support to the libre software world, such as forges. Also, in figure 3.1 there is a comparison of the information obtained from all the countries studied in FLOSSWorld.

¹Methodology report - Chapter Data Sources - Section Primary Data Sources

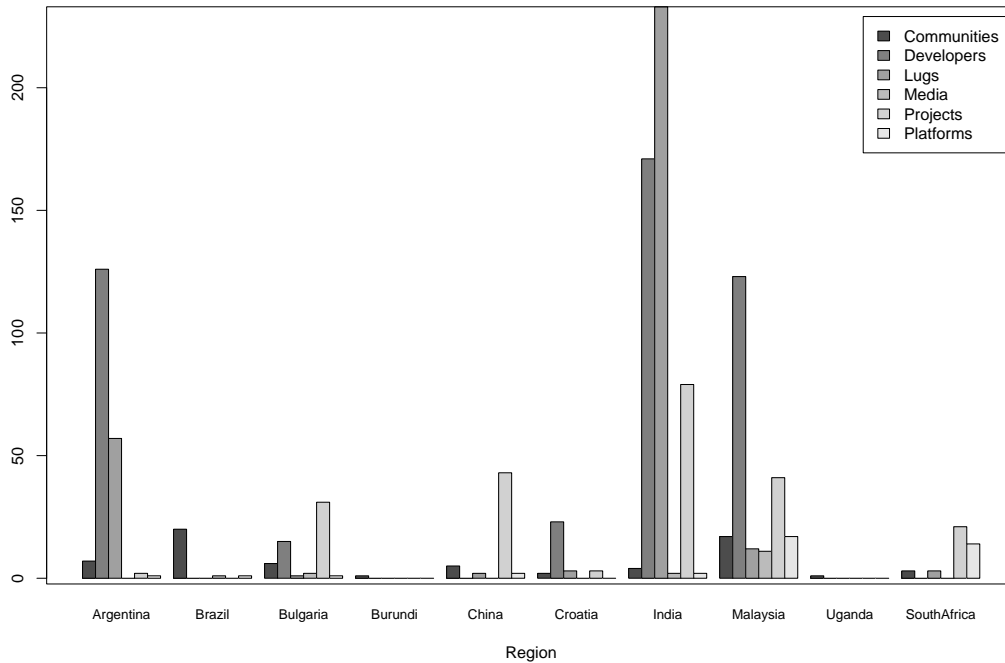


Figure 3.1: General information obtained from surveys (comparison among countries)

3.2 Forges information

We have been working with one forge, table 3.2 gives a small summary of the data for the only local forge. The forge is called Openfmi and it is maintained by the Sofia University.

Forge	Forge name
http://openfmi.net/	Openfmi

Table 3.2: Bulgarian forges

3.3 SCM information

Although one forge has been studied, some projects do not have code in their repositories.

3.3.1 Openfmi forge

50 projects have been found in this forge. There are 68 active developers (who have ever made a commit) and in total we can account up to 51,293 commits (see table 3.3).

Local Forge	N. committers	N. commits
Openfmi	68	51,293

Table 3.3: Openfmi commits and committers

Table 3.4 gives a relation of the five most active developers in the Openfmi forge.

Project name	Committer	# Commits
fmisearch	toncho	10,204
openfmi_gforge	ogi	9,027
mozilla_bg	ogi	4,836
spamfilterweka	neogermi	4,508
ooo_bg	icobgr	3,837

Table 3.4: Openfmi top five developers with more commits.

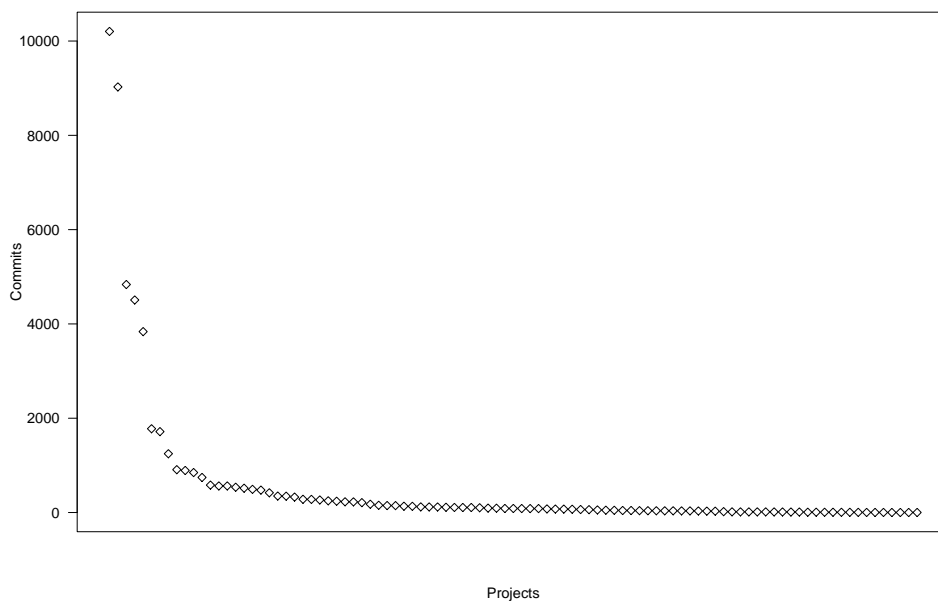


Figure 3.2: Distribution of commits per project in the Openfmi forge

Project name	Number of committers	number of commits
fmisearch	2	10215
openfmi_gforge	3	9040
mozilla_bg	3	6931
spamfilterweka	3	4589
ooo_bg	3	4145
pcs	13	3162
ext3fs	1	1716

Table 3.5: Committers and commits for some selected projects in Openfmi forge

3.4 Source code information

The data for the analysis of the source code was obtained by downloading releases of software and then running SLOCCCount on them. This whole process was automatic and carried out by our spider software.

Table 3.6 shows projects and analyzed projects in Openfmi forge.

Forge	No. detected releases	No. analysed releases
Openfmi	50	11

Table 3.6: Releases in Openfmi

3.4.1 Openfmi

Table 3.7 and figure 3.3 show results from applying the basic COCOMO model for cost estimation, to releases obtained from Openfmi.

Project name	No. of SLOC	Effort	Schedule	No. developers	Estimated cost
biona	71,816	17.80 (213.56)	1.60 (19.19)	11.13	\$ 2,404,139
puzzleapps	33,762	8.059 (96.62)	1.18 (14.20)	6.80	\$ 1,087,655
ext3fs	24,900	5.85 (70.18)	1.05 (12.57)	5.58	\$ 790,043
kxplayer	13,866	3.16 (37.95)	0.83 (9.96)	3.81	\$ 427,258
krita-tilix	12,018	2.72 (32.66)	0.78 (9.40)	3.47	\$ 367,676

Table 3.7: Basic COCOMO model applied (using SLOCCount) to the largest Openfmi software releases

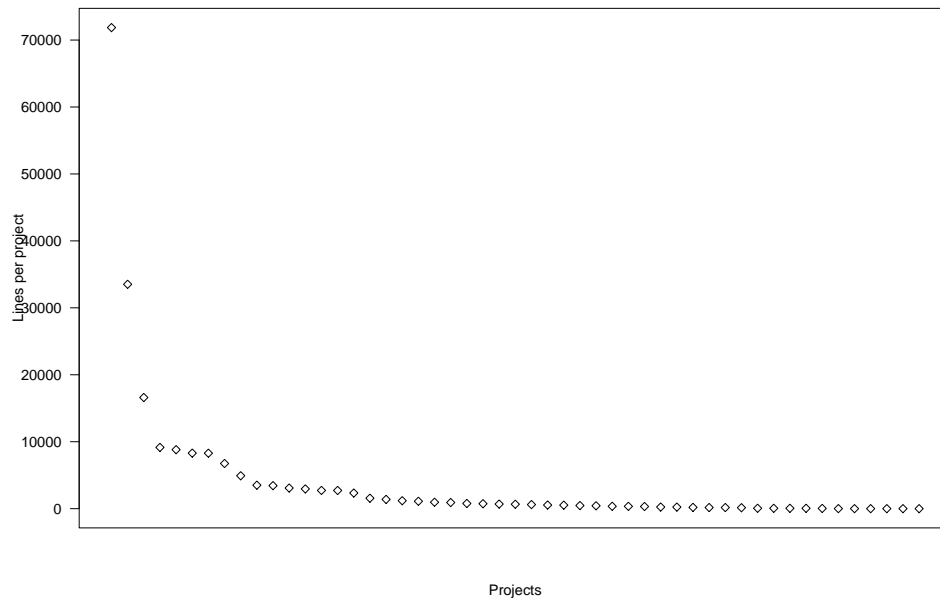


Figure 3.3: Lines of code in Openfmi forge

Also, table 3.8 and figure 3.4 show information regarding to percentage of use of different programming languages in the Openfmi forge.

Programming language	N. of detected lines	Percentage
c++	77574	38.0365
php	46610	22.8540
ansic	31065	15.2320
sh	29865	10.0913
java	7487	3.6711
perl	7342	3.6000
jsp	2950	1.4464
pascal	770	0.3775
python	245	0.1201
asm	35	0.1201
ruby	3	0.0014
Total	203946	100.0

Table 3.8: Programming languages used in Openfmi forge

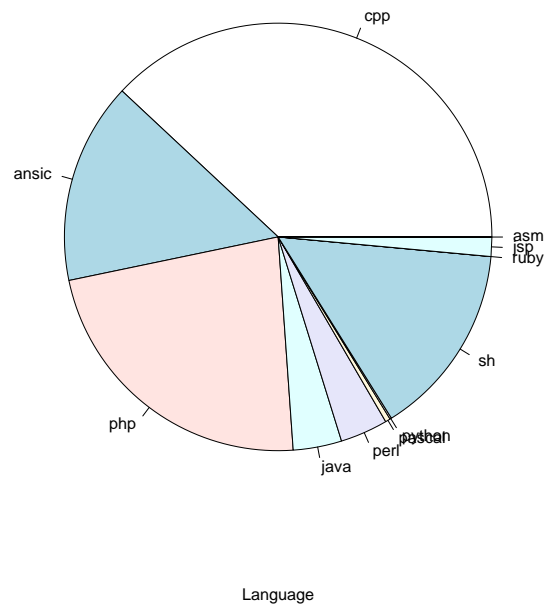


Figure 3.4: Programming languages used in Openfmi forge

3.5 Mailing Lists

A total of 11 mailing lists were found in Openfmi and all of them have been analysed.

Local Forge	No. Mailing Lists	No. Posters	No. Messages
Openfmi	11	80	835

Table 3.9: General mailing lists summary of results

Project	Mailing List	Posters	Messages
logic	logic-community	36	108
gbgoffice	gbgoffice-devel	12	248
bgosn	bgosn-mail	8	14
tilix	tilix-info	8	10
mozilla	mozilla-bg-commits	6	331
erpix	erpix-discussion	3	5
biona	biona-developers	3	4

Table 3.10: Top 7 of mailing lists (data at 27 February 2007)

3.6 SourceForge Analysis

Using the methodology outlined in the introduction of this report, several SourceForge developers have been identified as Bulgarian. This section includes data from the analysis of the activity of these developers in SourceForge.

Country	N. of committers	N. of commits
Bulgaria	46	17,359

Table 3.11: General results from SourceForge

Next table shows committers with the highest number of commits:

Project name	Committer	No. of commits
bgmozilla	velikov	2654
legalcase	mlutfy	2423
bgoffice	radnev	1539
ul2	dragon666	1210
legalcase	antzi	926

Table 3.12: The most active Bulgarian committers detected in SourceForge

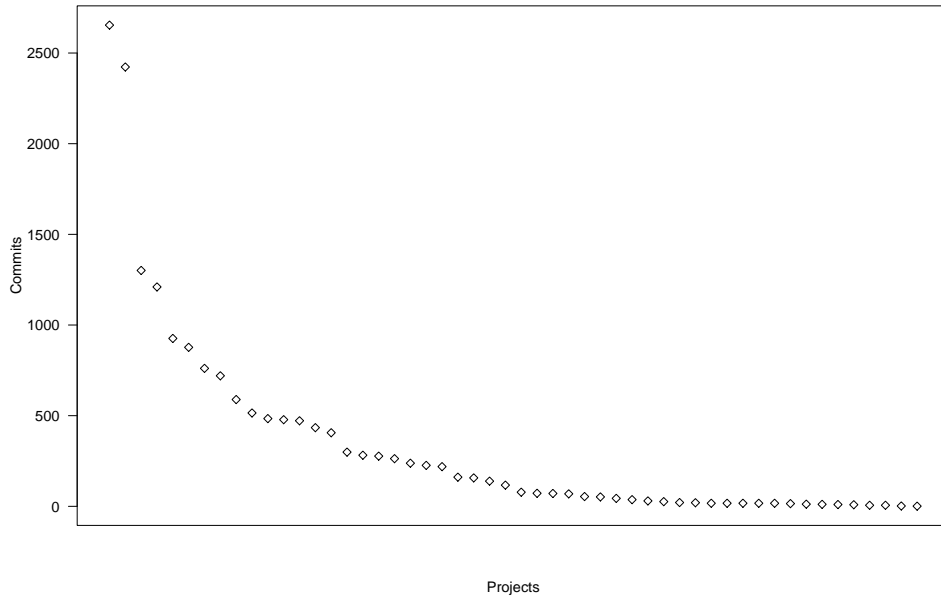


Figure 3.5: Commits in SourceForge

Chapter 4

Apendixes

4.1 General information

The following tables shows a relation of information provided by our partners.

Communities

Community name	Size	Web site	Comments
GNOME in Bulgarian	medium (less than 50)	http://gnome.cult.bg	Community for localizing the GNOME environment in Bulgarian
Dict	medium (less than 50)	http://fsa-bg.org	Community which is localizing FLOSS
Linux for Bulgarians	very large (less than 1000)	http://www.linux-bg.org	The largest (most visited) portal in Bulgaria for FLOSS
OpenFest organizers	small (less than 15)	http://www.openfest.org	Community which is organizing the annual OpenFest event in Bulgaria

Table 4.1: Communities provided by partners

LUGs

LUG name	Web site	Type
Linux Bulgaria	http://www.linux-bulgaria.org/	Local

Table 4.2: Lugs provided by partners

Platforms

Platform name	Web site	Registered users	Registered projects
OpenFmi	http://openfmi.net	-	100

Table 4.3: Platforms provided by partners

4.2 Repository results

The following is a list of tables showing data from the repository mining with CVSAly, for each forge analysed in the study.

Openfmi

Table 4.4: SCM results in Openfmi forge

Project name	Committer	No. Commits
fmisearch	toncho	10204
openfmi_gforge	ogi	9027
mozilla_bg	ogi	4836
spamfilterweka	neogermi	4508
ooo_bg	icobgr	3837
pcs	nikola_borisof	1777
ext3fs	ogi	1716
mozilla_bg	gdsotirov	1247
linux_bg	slaff	909
xmldataset	alexx	892
mozilla_bg	kerat	848
semwebusers	zlatko	744
pavilion	lloegar	582
heroesquest	prizrak6	564
biona	kiril_paunov	564
pcs	zbogi	537
debian_book_bg	danchev	516
gbgoffice	mironcho	492
gaengine	rossen	476
calipso	bro	419
golden3d	vins	350
erpix	botzman	347
efact	rosenwla	328
ibperl	dam	281
ooo_bg	mishob	279
kxplayer	andrew	267
pcs	iezahel	249
tzconvertor	tzappa	240
pavilion	ogi	228
pcs	mvalkanov	226
robofmi	ico	210
robofmi	fn43453	176
wordpress_cyr	ogi	154
interpol	alexx	148
chperms	hippo	147
slackinstall_bg	i_valkov	134
gaengine	javelin	132
heroesquest	zkrd	120

Continued on next page

Table 4.4: SCM results in Openfmi forge

Project name	Committer	No. Commits
pcs	ogi	119
robofmi	danail	118
nephro	kaloyan_raev	112
sgmixer	mironcho	108
pavilion	moshev	107
gbgoffice	danchev	107
pcs	fn43091	102
pytodo	poisoner	94
pcs	rounder	92
synchronizer	eden159	86
baseballsim	alexx	86
rainbow	eniac	85
dijkstraheap	anrieff	84
gbgoffice	dam	84
goldcentury	vins	77
choppers	borj	74
cpp_numbers	tailsu	73
spamfilterweka	rdimov	70
claraocr_cyr	ogi	64
mechgl	turki	61
digitalgraphics	toncho	55
vb_directx7_01	necroleak	50
robofmi	apankov	48
pytodo	ahil	43
debian_book_bg	antonovn	43
cecovfs	fn43453	40
magic	hippo	39
choppers	danchev	38
sql_drus	ibro	37
pcs	equinox	37
dijkstraheap	marulya	35
didi	ogi	35
vampire_ivo	necroleak	33
rd_suite	d_vasilev	30
ooo_bg	zerg	29
ppscan	fn43453	19
pcs	rattus	15
fbddb	botzman	14
pavilion	saso	14
mechgl	i_can_fly	14
xboingex	fn43453	14
slovom	botzman	13
tilix	ilia	12
spamfilterweka	refrigerator	11

Continued on next page

Table 4.4: SCM results in Openfmi forge

Project name	Committer	No. Commits
fmisearch	pgioshev	11
openfmi_gforge	danchev	7
photonet	fn43453	7
openfmi_gforge	shoo	6
filesy_browsy	necroleak	6
debian_book_bg	(sinautor)	5
rainbow	doublem	5
pcs	swetko	4
pcs	shoo	2
linux_bg	mironcho	2
choppers	dam	2
dijkstraheap	rattus	1
pcs	radog	1
pcs	cypressx	1
debian_book_bg	delian	1

SourceForge

Table 4.5: SCM results for SourceForge analysis

Project name	Committer	Commits
bgmozilla	velikov	2654
legalcase	mlutfy	2423
bgoffice	radnev	1301
ul2	dragon666	1210
legalcase	antzi	926
laffer	slaff	877
firmIcontrol	icobgr	761
alphons	mapbuh	720
ptcpas	nickysn	589
emaria	rambius	515
lancontrolxp	celyo	484
msgboxsrv	kotoga	478
bgmozilla	tsvetan	472
legalcase	makaveev	434
nsp	rdo	406
realworld	fos4o	299
mediadatabase	nedko	282
realworld	tolisoft	277
hypocms	thehyper	263
kbedic	radnev	238
Continued on next page		

Table 4.5: SCM results for SourceForge analysis

Project name	Committer	Commits
phpcounter	tsvetozar	226
neonzip	peterivanov	219
netstats	z_stoichev	161
dictport	kaloian	157
freeerp	i90410	139
iacs	bashbug	117
reflectant	stoill	78
pyprc	labrett	72
pwebsat	phalaaxx	71
minintry	blackdestiny	69
unufree	deyan	54
desktopswitcher	nedko	52
bahur	ishido	44
unwind	velco	37
mediadatabase	hotrod84	30
binddata2ui	mmavrov	26
tdisc	desync	21
coushe	d_griffin	20
emaria	paranoid12	17
abvclient	ghristov	17
bgoffice	idimov	17
tcprelay	desync	17
funirc	bashbug	17
legalcase	kaloian	15
abprolog	gbrdead	12
minintry	precision	11
revolution	kaloian	10
legalcase	haralanova	9
antomation	kalitar	6
waiter	xerx	6
pyprc	vilivar	2
laffer	peiopopov	1

4.3 COCOMO model applied to software releases

The following is a list of tables showing data obtained after applying basic COCOMO model to projects found in the forges.

Openfmi

Table 4.6: Basic COCOMO model applied to Openfmi software distributions

Project name	SLOC	EPM(EPY)	Est. Years	Est Dev.	Est. Cost
biona	71,861	17.80 (213.56)	1.60 (19.19)	11.13	\$ 2,404,139
puzzleapps	33,762	8.05 (96.62)	1.18 (14.20)	6.80	\$ 1,087,655
ext3fs	24,900	5.85 (70.18)	1.05 (12.57)	5.58	\$ 790,043
kxplayer	13,866	3.16 (37.95)	0.83 (9.96)	3.81	\$ 427,258
krita-tilix	12,018	2.72 (32.66)	0.78 (9.40)	3.47	\$ 367,676
jframegenerator	9,697	2.17 (26.07)	0.72 (8.63)	3.02	\$ 293,502
efact	8,286	1.84 (22.10)	0.68 (8.11)	2.73	\$ 248,831
nephro	4,917	1.06 (12.78)	0.55 (6.58)	1.94	\$ 143,856
ws4d	3,507	0.75 (8.96)	0.48 (5.75)	1.56	\$ 100,884
sgmixer	3,434	0.73 (8.77)	0.48 (5.70)	1.54	\$ 98,681
pavilion	3,437	0.73 (8.77)	0.48 (5.71)	1.54	\$ 98,771
gamelib	1,561	0.32 (3.83)	0.35 (4.16)	0.92	\$ 43,124
vampire-ivo	1,383	0.28 (3.37)	0.33 (3.97)	0.85	\$ 37,976
mywebcafe	1,187	0.24 (2.87)	0.31 (3.73)	0.77	\$ 32,346
xboingex	1,140	0.23 (2.75)	0.31 (3.67)	0.75	\$ 31,002
ispcustdb	962	0.19 (2.30)	0.29 (3.43)	0.67	\$ 25,940
jablog	917	0.18 (2.19)	0.28 (3.37)	0.65	\$ 24,668
phpcounter	776	0.15 (1.84)	0.26 (3.15)	0.58	\$ 20,701
cecovfs	740	0.15 (1.75)	0.26 (3.09)	0.57	\$ 19,694
linux-bg	687	0.13 (1.62)	0.25 (3.00)	0.54	\$ 18,216
ecologybook	660	0.13 (1.55)	0.25 (2.95)	0.53	\$ 17,465
free-karate	609	0.12 (1.43)	0.24 (2.86)	0.50	\$ 16,051
laser	544	0.11 (1.27)	0.23 (2.73)	0.46	\$ 14,257
sipx	523	0.10 (1.22)	0.22 (2.69)	0.45	\$ 13,679
mozilla-bg	465	0.09 (1.07)	0.21 (2.57)	0.42	\$ 12,091
ezsoundbrowser	433	0.08 (1.00)	0.21 (2.50)	0.40	\$ 11,219
elf	357	0.07 (0.81)	0.19 (2.31)	0.35	\$ 9,161
ppscan	322	0.06 (0.73)	0.18 (2.22)	0.33	\$ 8,220
pytodo	245	0.05 (0.55)	0.17 (1.99)	0.28	\$ 6,170
flattc	236	0.04 (0.53)	0.16 (1.96)	0.27	\$ 5,932
thedarkstar	168	0.03 (0.37)	0.14 (1.71)	0.22	\$ 4,152
filesy-browsy	169	0.03 (0.37)	0.14 (1.72)	0.22	\$ 4,178
logreader	59	0.01 (0.12)	0.09 (1.13)	0.11	\$ 1,384
golden3d	56	0.01 (0.12)	0.09 (1.10)	0.11	\$ 1,310
gmaps	53	0.01 (0.11)	0.09 (1.08)	0.10	\$ 1,236
rixp	3	0.00 (0.01)	0.03 (0.34)	0.02	\$ 61
calipso	2	0.00 (0.00)	0.02 (0.29)	0.01	\$ 40
schoolprogram	2	0.00 (0.00)	0.02 (0.29)	0.01	\$ 40
sql-drus	2	0.00 (0.00)	0.02 (0.29)	0.01	\$ 40